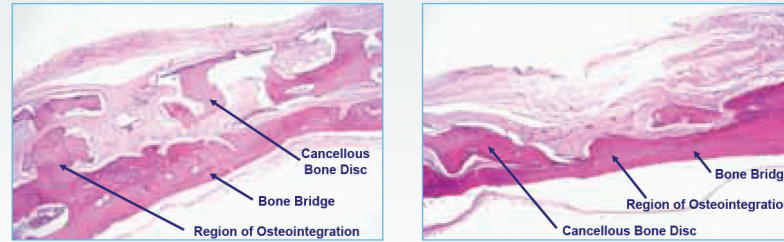


Osteoconductive Performance

A rat calvarial defect model was utilized to assess the osteoconductivity of Preservon-treated allograft bio-implants versus conventional preservation methods.



Freeze-dried Cancellous Bone Disc (control) 40x magnification; 6 weeks post-implantation

Preservon-treated Cancellous Bone Disc 40x magnification; 6 weeks post-implantation

No differences in osteoconductivity were found between Preservon-treated allograft bio-implants and conventionally preserved allograft bio-implants.¹

TRINNECT HYDRATED ANTERIOR CERVICAL SPACER SYSTEM

Integrity and Integration

- Two pieces of cortical bone form the lateral aspects of the spacer for structural integrity; cancellous bone in the center facilitates integration

Safety, Strength and Performance

- Preservon allograft bio-implant preservation technology retains mechanical strength by eliminating potential brittleness associated with freeze drying
- Confirmed safety and non-toxic response
- Comparable compressive strength and osteoconductivity vs. frozen and freeze-dried bio-implants
- Ready to use in less than 30 seconds without hydration, reducing costly OR time

References

1. Independent sources include the Virginia Commonwealth University Medical Center and the American Association of Mechanical Engineers. Data on file at LifeNet Health, Virginia Beach, VA.

For more information, visit ZimVie.com

ZimVie Spine
10225 Westmoor Drive
Westminster, CO 80021
ZimVie.com

Manufactured by:
LifeNet Health
1864 Concert Drive
Virginia Beach, VA 23453

Distributed by:
ZimVie Spine
10225 Westmoor Drive
Westminster, CO 80021



Disclaimer: This document is intended exclusively for physicians and is not intended for laypersons. Information on the products and procedures contained in this document is of a general nature and does not represent and does not constitute medical advice or recommendations. Because this information does not purport to constitute any diagnostic or therapeutic statement with regard to any individual medical case, each patient must be examined and advised individually, and this document does not replace the need for such examination and/or advice in whole or in part.

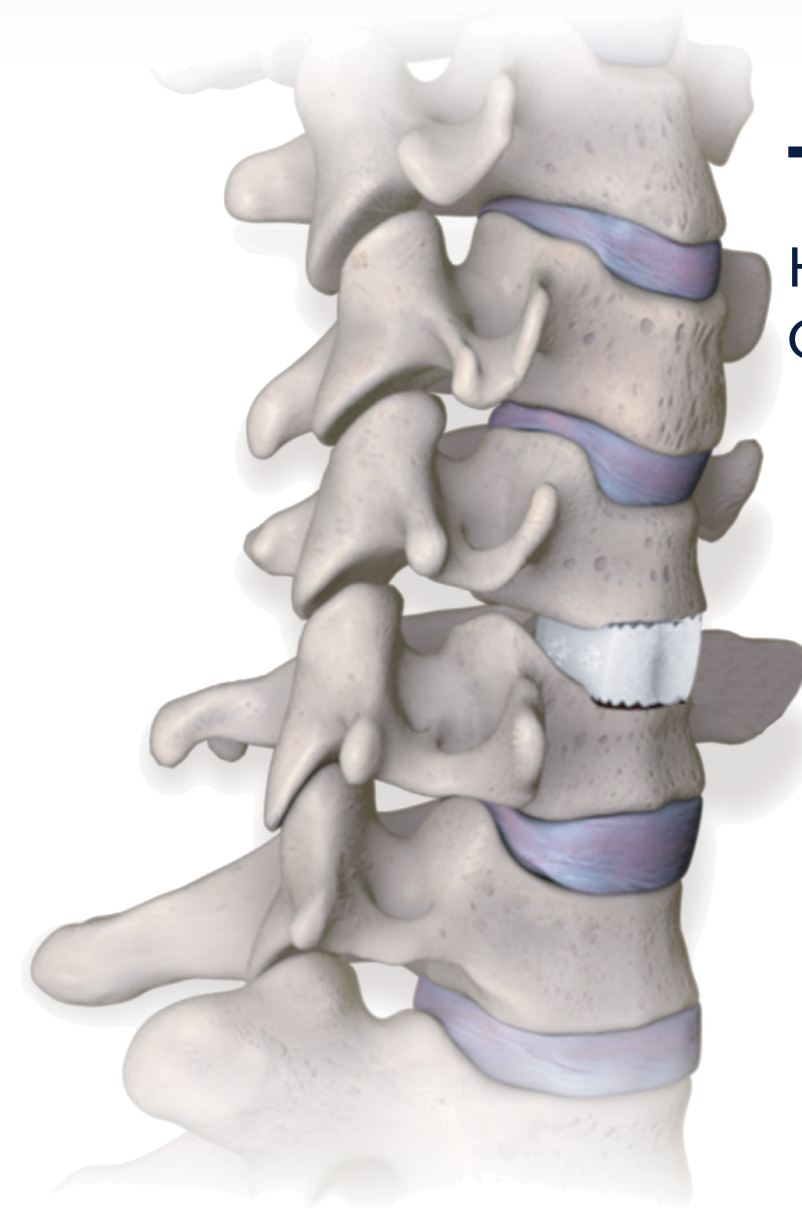
Caution: Federal (USA) law restricts this device to sale by or on the order of a physician.

Rx Only. Please see the product Instructions for Use for a complete listing of the indications, contraindications, precautions, warnings and adverse effects.

©2023 ZimVie, Inc. All rights reserved.

All content herein is protected by copyright, trademarks and other intellectual property rights owned by or licensed to ZimVie, Inc. or one of its affiliates unless otherwise indicated, and must not be redistributed, duplicated or disclosed, in whole or in part, without the express written consent of ZimVie. This material is intended for health care professionals and the ZimVie Spine sales force. Distribution to any other recipient is prohibited. Preservon® is a registered trademark of LifeNet Health. ZV1032 Rev 06/23

Trinnect Cervical Allograft Spacers are pre-hydrated in Preservon® technology to provide safety, strength and performance.



Trinnect® Hydrated Anterior Cervical Spacer System



Integrity

Trinnect allograft precision-machined cervical spacers are packaged using Preservon®, a glycerol-based preservation technology. Preservon allows the spacers to be stored in a fully hydrated state at ambient temperature, eliminating lengthy thawing and rehydration times.

- Load-bearing cortical edges provide structural integrity while the large cancellous center allows for osteointegration
- Ready for use in under 30 seconds without the need for rehydration

TRINNECT ALLOGRAFT SPACERS


- Composed of two pieces of cortical bone for structural integrity and dense cancellous bone for integration
- 14.5 x 11.5mm footprint with 5–12mm heights in 1mm increments
- Machined with horizontal ridges to provide expulsion resistance
- 7° of lordosis to closely approximate the curvature of the cervical spine

PRESERVON ALLOGRAFT BIO-IMPLANT PRESERVATION TECHNOLOGY

How does it work?

Glycerol, the active ingredient in Preservon, acts as a humectant, maintaining the moisture within the allograft, while providing a bacteriostatic environment.

These properties allow ambient temperature storage of the allograft without decay. Widely used as a food additive, glycerol has been used since 1991 as a carrier in commercially available osteobiologics products to enhance handling characteristics.

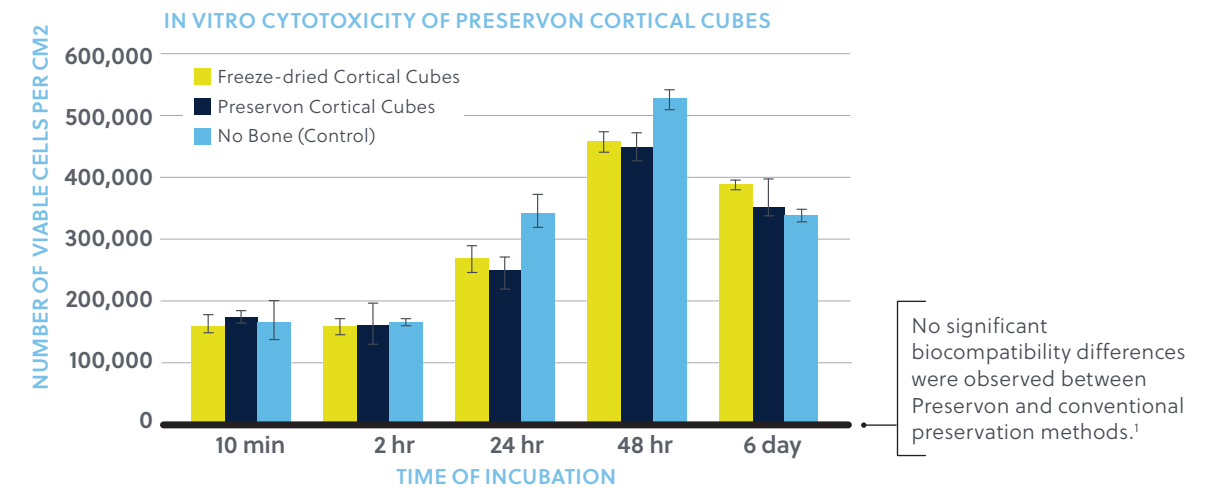


Trinnect Allograft Spacers

Testing conducted by both LifeNet Health® and independent sources, (including biomechanical, biocompatibility and osteoconductivity analyses), have found the safety and performance of Preservon-treated preserved allograft bio-implants to be comparable to those that are frozen or freeze-dried.¹

Preserved Safety

To confirm the safety and non-toxic response of Preservon-treated allograft bio-implants, several biocompatibility tests were performed.



Biomechanical Strength

To determine the biomechanical properties of various Preservon-treated allograft bio-implants, compressive strength was evaluated and compared to freeze-dried and frozen bio-implants.

